

Your LCPS Chromebook

Using and Caring for Your Device



Innovate • Create • Achieve

Part 1

Responsible Use of Your Device



Objectives

Part 1

- Why you are receiving a device
- What you are receiving
- Responsibilities and acceptable use
- Digital citizenship considerations
- Your e-mail account

Part 2

- Your Device map
- Care of your device
- Logging in
- Apps and Extensions
- Wifi LCPS network
- Student checklist
- Printing
- Troubleshooting/ Help

Part 3

- LCPS policies
- Transportation of device.
- Use at home/outside of school
- FAQ



10pt Multi-touch
HD screen



Innovate • Create • Achieve

How can a device help you learn?



What is one way that you could use your device to help you learn?



How will LCPS keep me safe?

LCPS filters and monitors student devices and content created with LCPS resources

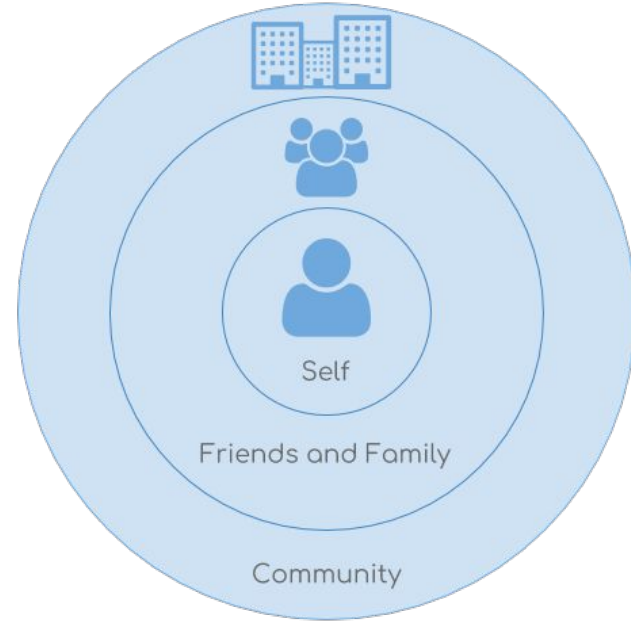
LCPS alerts students and school personnel if online conduct is not appropriate



What are you responsible for when using your device?



When using your device, what are ways you could show responsibility to yourself, your friends and family, and your community?



Will I have an email account?

Your LCPS Email Address is studentID@lcps.org



Email accounts are for educational use.



What are some ways you could use email to support your learning?



How can I be a good digital citizen?

- Protect your personal information
- Stay safe and trust your instincts
- Respect others
- Stand up to cyberbullying
- Credit others for their work



Let's Review...



Innovate • Create • Achieve



Part 2

Getting to Know Your Device



Objectives

Part 1

- Why you're receiving a device
- What you're receiving
- Responsibilities and acceptable use
- Digital citizenship considerations

Part 2

- **Your Device**
- **Care of your device**
- **Logging in**
- **Apps and Extensions**
- **Wifi networks**
- **Student checklist**
- **Printing**
- **Troubleshooting/ Help**

Part 3

- LCPS policies
- Transportation of device.
- Use at home/outside of school
- FAQ



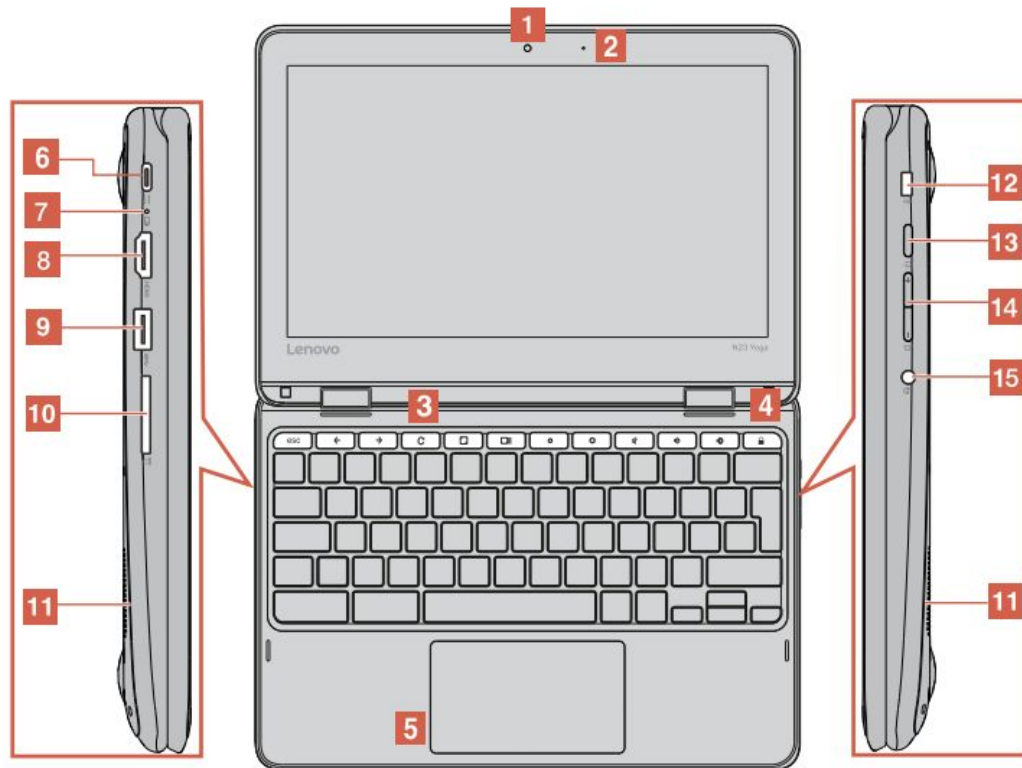
Can you find...?

1. Power Button
2. Webcam
3. Charging Port
4. SD Card Slot
5. Volume button
6. Headphone/Microphone Jack
7. USB Port
8. Touchpad

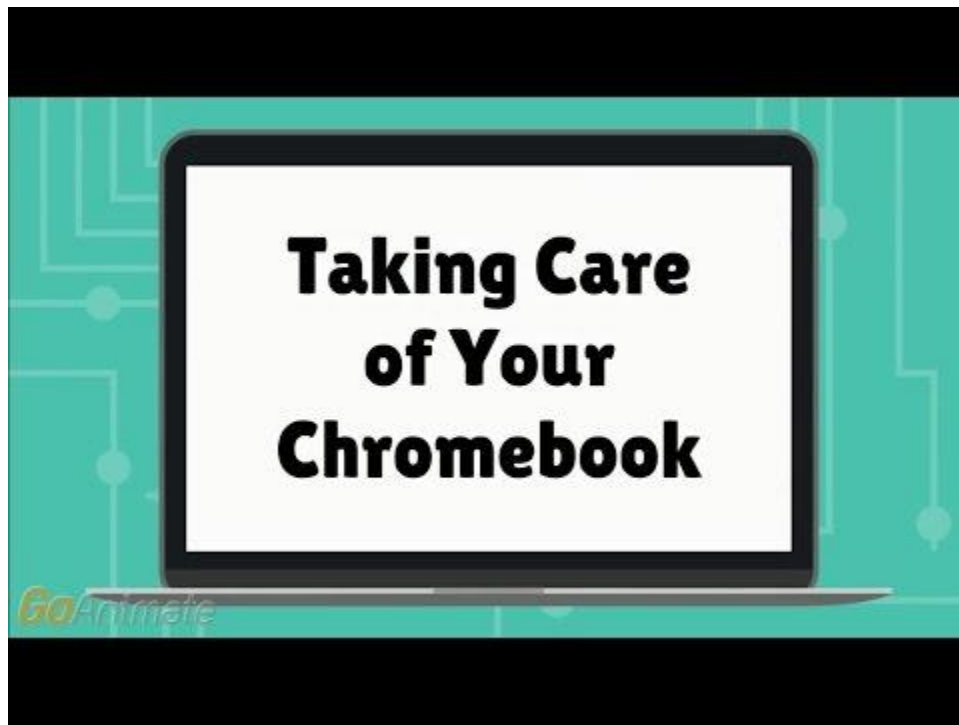


How did you do?

- 1 Camera
- 2 Microphone
- 3 Shortcut keys
- 4 Screen lock
- 5 Touch pad
- 6 AC power connector/
USB type – C connector
- 7 DC-in indicator
- 8 HDMI-out connector
- 9 USB 3.0 connector
- 10 Memory card
(SD/MMC) slot
- 11 Speakers
- 12 N-LOCK
- 13 Power button
- 14 Volume button
- 15 Combo audio jack



How can I take care of my Chromebook?




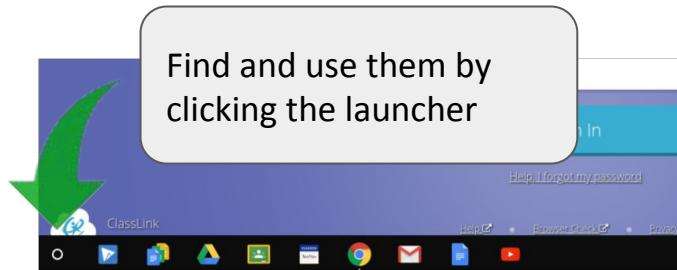
Chrome Extensions

Extensions *extend* what you can do with pages in the Chrome Browser.



Chrome Apps

Apps are software programs that run in the browser. You can find them in your taskbar or app launcher



Getting Connected

- Always connect to the **LCPS** network
- Switching to **LCPS Open** will keep you from accessing some resources, including printers



Ready to Learn



What are some things you can do at home to make sure your device is ready for learning each day?



STUDENT DAILY CHECKLIST

✓ Bring Chromebook

to school, charged
and ready to use

✓ Have a #2 pencil
for a stylus

✓ Don't forget other
class materials!



Remember!

Follow your school and classroom rules for when and where you can use your device.



Printing

Steps to using print resources wisely:

- Think before you ink! (do I really need to print this?)
- Ask a teacher before printing.
- Pick up your print jobs as soon as possible.




Think of an example of when you might want to print. How else could you get a copy of what you need?



How do I get help?

If you have a problem with your Chromebook:

1. Restart your device
2. Ensure that the device is plugged in or has a charge
3. Ask your teacher for help
4. Go to the library to see Mrs. Hagewood or Mrs. Lovelace



Let's Review...



Innovate • Create • Achieve



Part 3

Using your device outside of LCPS



Objectives

Part 1

- Why you're receiving a device
- What you're receiving
- Responsibilities and acceptable use
- Digital citizenship considerations

Part 2

- Your Device map
- Care of your device
- Logging in
- Apps and Extensions
- Wifi LCPS network
- Student checklist
- Printing
- Troubleshooting/ Help

Part 3

- LCPS policies
- Transportation of your device
- Use at home/outside of school
- FAQ



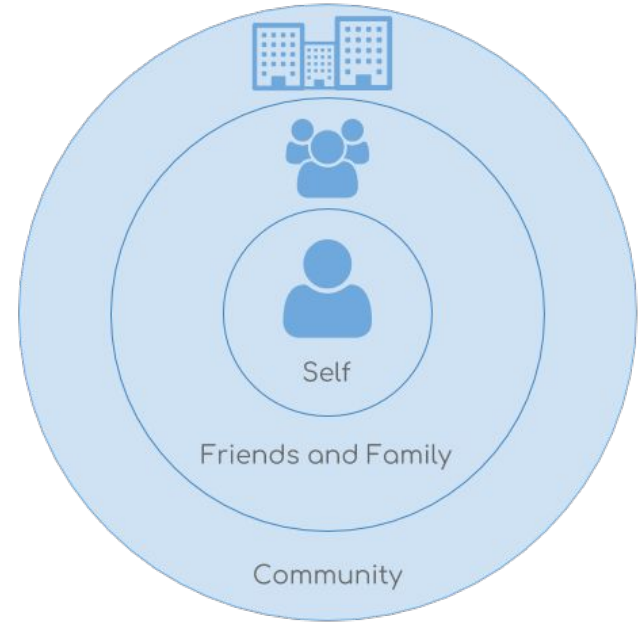
Using your device at home

When outside of school, you are responsible for:

- Using your device appropriately
- Taking care of your device
- Protecting your device from loss or theft



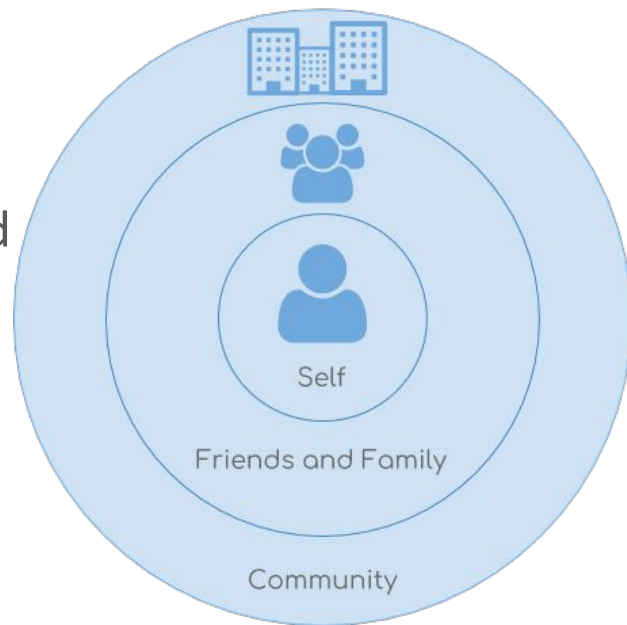
What would be some appropriate ways you could use your device at home?



Using your device at home

LCPS is responsible for:

- Helping to keep you safe
- Helping to ensure that devices are being used appropriately



How can I protect my device?



What are some things that you can do to protect your device when you are using it at home, or bringing to and from school?



Using your Chromebook at home

Important tips:

- Only connect to wifi networks that you know and trust
- Restart your device regularly to receive important software updates
- All internet content is filtered by LCPS
- Your LCPS services are monitored to keep you safe



What if I don't have wifi at home?

- Some files stored in your Google Drive can be edited offline
 - Docs, Sheets, and Slides
- You may be able to find free wifi near your home
- There may be options for making internet access more affordable - ask your parents to talk to someone at school



How do I learn more?

Please visit:

<http://blogs.lcps.org/studenttech>



Innovate • Create • Achieve



Part 3 - Let's Review



Innovate • Create • Achieve





Innovate • Create • Achieve

